

GrowSense RBW01 LED Light Fixture

1 Introduction

Thank you for purchasing the GrowSense RBW01 LED Light Fixture. This manual provides the technical information, installation, and operating instructions to ensure safe and efficient use of the system. Please follow the instructions outlined in this manual carefully. Use it to carry out the product installation and operation and then keep it safe for future reference. Only use the product as specified.

The GrowSense RBW01 LED Light Fixture is manufactured in the UK by Minster Electronic Designs Limited and complies with relevant safety and electrical conformance standards.

2 Product Description

The GrowSense RBW01 LED Light is an innovative LED light source capable of providing full spectrum light for use in horticulture applications. The system comprises of modular and controllable LED arrays mounted on a heatsink. There are 9 pre-set settings which allow the user to adjust the light intensity and spectrum to promote various stages of plant growth.

3 Product Specification

General Product Information

Product Name	GrowSense RBW01 LED Light Fixture
Product Class	Horticulture Lighting
Manufacturer	Minster Electronic Designs Limited
Part Number	RBW01

Technical Specification

Input Voltage	48V DC (AC-DC PSU Provided)
Input Power	130W AC 120W DC
Frequency	50/60 Hz
Ambient Temperature	30°C
Dimensions	630mm x 134mm x 109mm
Weight	2.3Kg
Control	9 Pre-Set Settings
Mounting	Hanging
Warranty	5 Years (1 Year Product Replacement)

User Manual

4 Environment

The product is intended to be used in indoor growing applications such as smart/vertical farming installations and hobbyist grow tents. Optimal performance is maintained when the ambient temperature is between 20°C and 40°C. The system features an advanced passive cooling system that will ensure the fixture will not increase more than 30°C above ambient. In raised temperature installations this may result in the outer shroud casing being hot to touch and care should be taken. There is an over temperature trip that will reduce the light output when ambient temperature rises above 45°C.

5 Product Safety

Warning! Please read the warnings below before using this product.

- Do not open, disassemble, or modify any part of the system. Opening or modifying the LED fixture is dangerous and will void the warranty. There are no serviceable parts.
- Only use the power supply and cabling supplied with the system
- Do not use the system outdoors
- Do not modify any part of the LED light fixture, including the main assembly, power leads and cabling
- Do not expose the light fixture to any types of mechanical shock
- Do not expose the LED fixture to:
 - (ambient) temperatures outside the specified range
 - dust and contamination
 - excessive moisture
- Always disconnect the LED fixture from mains before performing any maintenance
- Always allow for a cool-down period of at least 30 minutes before touching casing
- Do not use the LED fixture near flammable substances
- The installation and operation of the GrowSense RBW01 LED Light Fixture is the responsibility of the end user.
- Incorrect use or installation can lead to failure and damage to the LED fixture. Damage caused by incorrect use or installation will void the warranty

6 Contents

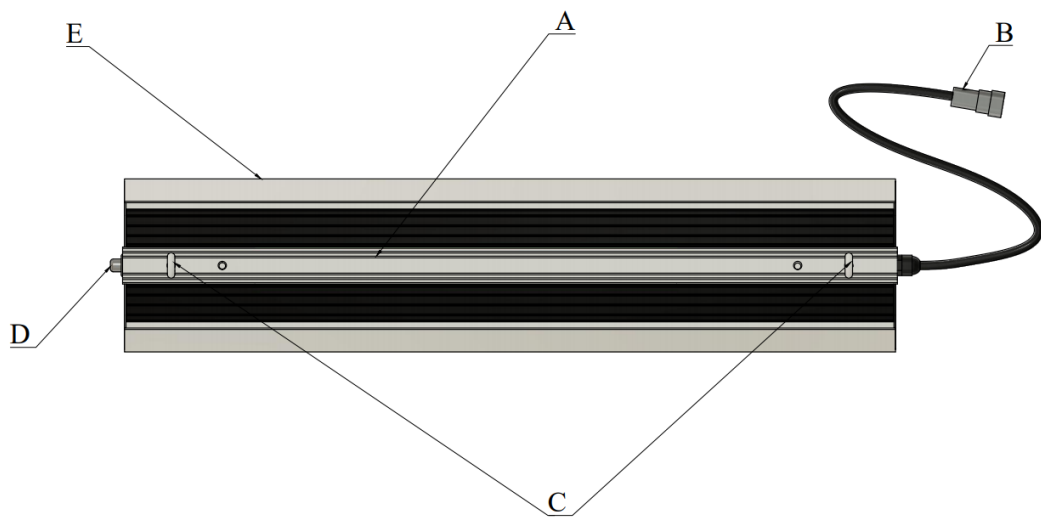
GrowSense RBW01 LED Light Fixture



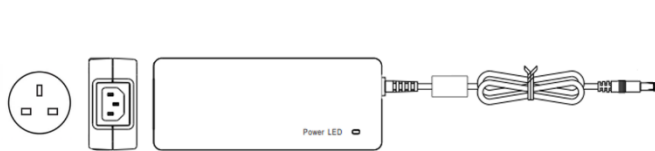
120W AC-DC Power Adapter




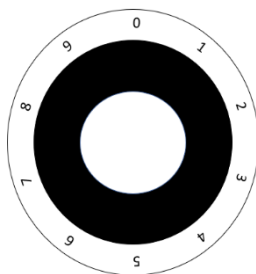
User Manual



- A - Passive Cooling Heatsink
- B - DC Power Plug Connection
- C - Mechanical Hanging Rings
- D - 9 Pre-Set Selector + Off
- E - Diffuser Shroud



VIEW A



VIEW B

User Manual

7 Installation, Use & Recommendations

Installation

- Before installation, please ensure the mains power is off
- Ensure the Switch Selector is set to 0 / OFF [D] [VIEW B]
- Hang the light fixture on the hooks [C] horizontally with the 2-ring attachment
- Connect the mains adapter to the DC Jack Port [B] [VIEW A]

Use

- The light is intended to cover half square meter or 600mm x 800mm
- The light should be kept between 200mm and 400mm from the canopy – PAR meter can be used when exact light intensity is required
- The light system is designed to be adjusted using the pre-set positional switch on the unit [D]
- The case temperature will be approximately 30°C above ambient and consideration should be made when adjusting the height of the fixture. The light fixture will generate heat but far less than HPS and is therefore suitable to be close to the plant

Recommendations

- Switch settings [D] [VIEW B]:
- Setting 1 provides a balanced spectrum at full output intensity
- Setting 2 for flowering
- Setting 3 for growth and vegetation
- Setting 4 for seedlings – reduced output power 45W
- Setting 5 provides a balanced spectrum 80% intensity
- Setting 6 provides a balanced spectrum 60% intensity
- Setting 7 provides a balanced spectrum 40% intensity
- Setting 8 provides a balanced spectrum 20% intensity
- Setting 9 provides white light for inspection

- Hang the light above the canopy as with conventional installations
- Use the chain hoops located on the top of the light frame [C]

8 Legal

This device complies with BS EN IEC 55015:2019+A11:2020 & BS EN 61547:200

*Please consult with a MEDL expert to calculate total heat and fixture configuration for your installation

9 Warranty

If you experience a fault with the product, please contact the local retailer/wholesaler. The GrowSense RBW01 LED Fixture has a product replacement warranty of 1 year and a maintenance warranty of 5 years (from the invoice date). If a fault is experienced during the

User Manual

warranty period and the fault has been verified as non-artificial and non-misuse, MEDL will offer a free replacement or repair. The customer is liable for all shipping charges. Maintenance and repair charges will be applied in the case of the following instances.

Maintenance and repair charges will be applied in the case of circumstances listed below:

- Misuse or accidental damage
- Unexpected disasters
- Transportation and abnormal voltages
- Modifications
- Unauthorised repairs
- Handling not in accordance with the user manual

10 Disposal

The GrowSense RBW01 LED Light Fixture must be treated as electrical waste and disposed of in accordance with the regulations set out by the WEEE directive. Please contact your local Electrical Waste Handler for appropriate handling and recycling of this product.

Manufactured in the UK by:



Minster Electronic Designs Limited

Unit 8B

Boss Avenue

Leighton Buzzard

Bedfordshire

LU7 4SD

info@medl-uk.com

www.medl-uk.com

Tel: 01525 599110

2021 All Right Reserved

